

GTX PLATEN BLOCK

Items Needed for Installing GTX Platen Block:

GTX Platen Block - #GTXPLATENBLOCK


Use platens designed for Brother GT-3 printers on the Brother GTX direct to garment printers by using the GTX Platen Block.

GT-3 Platen


GT-3 Platen is needed to use platen block to modify for use on a GTX.

Instructions for installing the GTX Platen Block:

Below are instructions for installing the GTX Platen Block.





Step 1:
Slide the Block on the Bracket.



Step 2:
Insert the Platen with Medium Pin into Block.

Click or Scan Below to View the GTX Platen Block Video

Video



GTX Platen Block Video

Utilize Your GT3 Platens on GTX using a GTX Platen Block